



FUND FACTS

Front Street Balanced Monthly Income Class – Series X (formerly Front Street Diversified Income Class)

July 23, 2015

This document contains key information you should know about Front Street Balanced Monthly Income Class. You can find more details in the fund's simplified prospectus. Ask your representative for a copy, contact Front Street Capital 2004 at 1-800-513-2832 or advisorservice@frontstreetcapital.com, or visit www.frontstreetcapital.com.

Before you invest in any fund, consider how the fund would work with your other investments and your tolerance for risk.

Quick facts

Fund code:	FSC423	Fund manager:	Front Street Capital 2004
Date series started:	December 3, 2009	Portfolio manager:	Front Street Investment Management Inc.
Total value of fund on July 10, 2015:	\$65,376,455.40	Distributions:	Monthly
Management expense ratio (MER):	2.58%	Minimum investment:	\$100

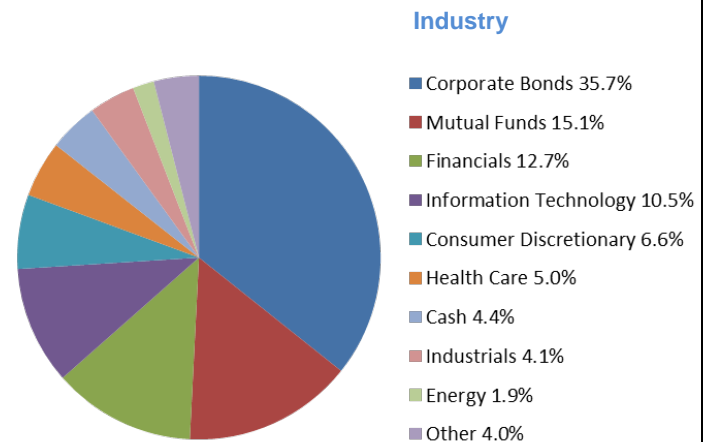
What does the fund invest in?

The fund invests in securities of income trusts, common shares, preferred shares, derivatives and corporate and government debt primarily of Canadian issuers but may also invest in foreign securities. The charts below give you a snapshot of the fund's investments on July 10, 2015. The fund's investments will change.

Top 10 investments (July 10, 2015)

1. Front Street Tactical Bond Class I	15.1%
2. Cash	4.4%
3. Northgroup Preferred Capital Corporation 6.4% 'Floating Rate' January 29, 2049	4.0%
4. Great-West Life Annuity 7.153% 'Floating Rate' May 16, 2046	4.0%
5. Capital Power Limited Partnership 5.276% November 16, 2020	3.3%
6. Sun Life Financial Inc.	2.6%
7. Delavaco Properties Inc. Secured Senior Note 7.500% June 30, 2016	2.3%
8. Citigroup Inc.	2.2%
9. Bristol-Myers Squibb Company	2.1%
10. NRG Energy Inc. 6.625% March 15, 2023	2.0%
Total percentage of top 10 investments	42.0%

Investment mix (July 10, 2015)



Total number of investments 193

How risky is it?

The value of the fund can go down as well as up. You could lose money.

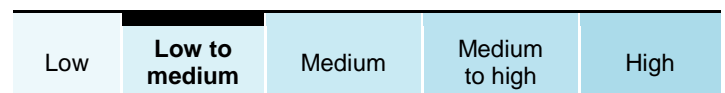
One way to gauge risk is to look at how much a fund's returns change over time. This is called "volatility".

In general, funds with higher volatility will have returns that change more over time. They typically have a greater chance of losing money and may have a greater chance of higher returns. Funds with lower volatility tend to have returns that change less over time. They typically have lower returns and may have a lower chance of losing money.

Risk rating

Front Street Capital 2004 has rated the volatility of this fund as **low to medium**.

This rating is based on how much the fund's returns have changed from year to year. It doesn't tell you how volatile the fund will be in the future. The rating can change over time. A fund with a low risk rating can still lose money.



For more information about the risk rating and specific risks that can affect the fund's returns, see the Investment Risk Classification Methodology section of the fund's simplified prospectus.

No guarantees

Like most mutual funds, this fund doesn't have any guarantees. You may not get back the amount of money you invest.



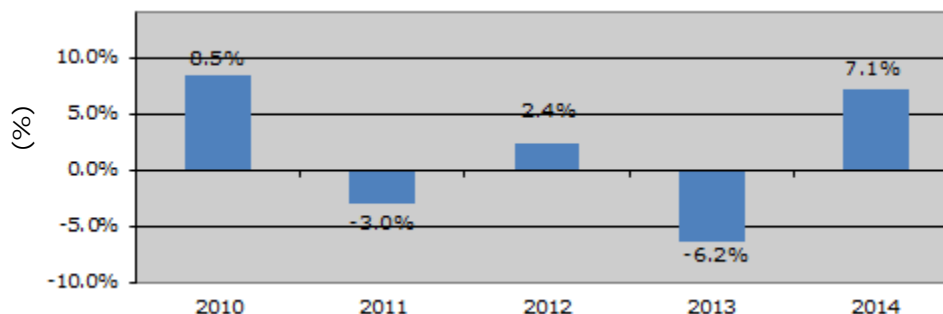
Front Street Balanced Monthly Income Class – Series X

How has the fund performed?

This section tells you how Series X shares of the fund have performed over the past 5 years. Returns are after expenses have been deducted. These expenses reduce the fund's returns.

Year-by-year returns

This chart shows how Series X shares of the fund performed in each of the past 5 years. The fund dropped in value in two of the 5 years. The range of returns and change from year to year can help you assess how risky the fund has been in the past. It does not tell you how the fund will perform in the future.



Best and worst 3-month returns

This table shows the best and worst returns for Series X shares of the fund in a 3-month period over the past 5 years. The best and worst 3-month returns could be higher or lower in the future. Consider how much of a loss you could afford to take in a short period of time.

	Return	3 months ending	If you invested \$1,000 at the beginning of the period
Best Return	5.46%	February 28, 2010	Your investment would rise to \$1,055
Worst Return	-5.85%	September 30, 2011	Your investment would drop to \$943

Average Return

The annual compounded return of Series X shares of the fund was 2.21% since its inception. If you had invested \$1,000 in the fund since December 3, 2009, your investment would now be worth \$1,118.

Who is the fund for?

Investors who:

- are looking for capital appreciation and a long-term investment
- want to invest in a broad range of companies
- have a low to medium tolerance for risk and volatility
- Series X shares will only be issued by the fund on an exchange of Series X shares of another fund by an investor who held Series A shares of Front Street Special Opportunities Canadian Fund Ltd. on December 1, 2009

! Don't buy this fund if you need a steady source of income from your investment.

A word about tax

In general, you'll have to pay income tax on any money you make on a fund. How much you pay depends on the tax laws where you live and whether or not you hold the fund in a registered plan, such as a Registered Retirement Savings Plan or a Tax-Free Savings Account.

Keep in mind that if you hold your fund in a non-registered account, fund distributions are included in your taxable income, whether you get them in cash or have them reinvested.

How much does it cost?

The following tables show the fees and expenses you could pay to buy, own and sell Series X shares of the fund. The fees and expenses – including any commissions – can vary among series of a fund and among funds. Higher commissions can influence representatives to recommend one investment over another. Ask about other funds and investments that may be suitable for you at a lower cost.

1. Sales charges

Series X shares are only available for issue to holders of Series X shares of other Front Street Mutual Funds Ltd. funds on switch-in transactions and no sales charges are payable.



Front Street Balanced Monthly Income Class – Series X

2. Fund expenses

You don't pay these expenses directly. They affect you because they reduce the fund's returns.

As of April 30, 2015, the fund's expenses were 3.07% of its value. This equals \$30.70 for every \$1,000 invested.

Annual rate (as a % of the fund's value)

Management expense ratio (MER)

This is the total of the fund's management fee (which includes the trailing commission) and operating expenses. 2.58%

Trading expense ratio (TER)

These are the fund's trading costs. 0.49%

Fund expenses 3.07%

More about the trailing commission

The trailing commission is an ongoing commission. It is paid for as long as you own the fund. It is for the services and advice that your representative and their firm provide to you.

Front Street Capital 2004 pays the trailing commission to your representative's firm. It is paid from the fund's management fee and is based on the value of your investment. The rate depends on the sales charge option you choose.

Amount of trailing commission

in per cent (%)	In dollars (\$)
0.50% of the value of your investment each year	\$5 each year on every \$1,000 invested

3. Other fees

You may have to pay other fees when you buy, hold, sell or switch shares of the fund.

Fee	What you pay
Short-Term trading fee	You may be charged up to 2% of the value of shares you sell or switch within 90 days of buying them. This fee goes to the fund.
Switch fee	Your representative's firm may charge you a fee to switch to another Front Street Capital 2004 fund.

What if I change my mind?

Under securities law in some provinces and territories, you have the right to:

- withdraw from an agreement to buy mutual fund shares within two business days after you receive a simplified prospectus or Fund Facts document, or
- cancel your purchase within 48 hours after you receive confirmation of the purchase.

In some provinces and territories, you also have the right to cancel a purchase, or in some jurisdictions, claim damages, if the simplified prospectus, annual information form, Fund Facts document or financial statements contain a misrepresentation. You must act within the time limit set by the securities law in your province or territory.

For more information, see the securities law of your province or territory or ask a lawyer.

For more information

Contact Front Street Capital 2004 or your representative for a copy of the fund's simplified prospectus and other disclosure documents. These documents and the Fund Facts make up the fund's legal documents.

Front Street Capital 2004
33 Yonge Street, Suite 600
Toronto, Ontario M5E 1G4

Phone: (416) 364-1990
Toll-free: 1-800-513-2832
Email: advisor@frontstreetcapital.com
www.frontstreetcapital.com

To learn more about investing in mutual funds, see the brochure **Understanding mutual funds**, which is available on the website of the Canadian Securities Administrators at www.securities-administrators.ca.